



**WHITTY ENGINEERING**  
PTY LTD





Quality  
ISO 9001



ISO 45001  
Occupational  
Health and  
Safety



## CAPABILITY STATEMENT



ABN 50 130 705 181  
3 - 7 Pinaceae Court  
PO Box 8206  
Mount Gambier East SA 5291  
Phone: 08 8725 5050  
Fax: 08 8725 5020  
Email: [admin@whittyeng.com.au](mailto:admin@whittyeng.com.au)



***Servicing Areas Locally and Nationwide!***



## Business Overview

Whitty Engineering was established on May 19th 2008 by William and Melanie Whitty. Beginning from a small workshop with 4 people, the business has now grown and developed into a large organisation comprising of approximately 60 employees.

With an impressive purpose designed state of the art manufacturing facility, Whitty Engineering have proudly grown into a highly capable general engineering department with a key focus on quality, and a diverse and highly skilled work-force ensuring we are well positioned to service a wide range of industries locally and nationwide.

### GROWTH

Continual growth and investment in plant and machinery ensures that almost all facets of the manufacturing processes are carried out in-house, giving optimal control over the quality of our products. Whitty Engineering can provide our clients with any of the following wide range of services depending on their requirements.

### AGENCIES AND ALLIANCES

Recent establishment of an agency for Acrowood Corporation, a leader in the supply of wood screening and chipping equipment; promises to provide additional equipment support for clients throughout Australia.

An alliance with Kinder Australia Pty Ltd provides the supply of cost effective and reliable conveying equipment to further enhance cost effective and quality goods to clients.

### SERVICES

- |                               |                      |                                 |  |
|-------------------------------|----------------------|---------------------------------|--|
| • Fabrication                 | • Conceptual Design  | • Machining and Fitting         | • Onsite Services                        |
| • Pressure Welding            | • Project Management | • Installation                  | • Documentation                          |
| • NDT Crack testing (MT)      | • Labour Hire        | • Inspection and repair Reports | • Scheduled Maintenance (Available 24/7) |
| • Welding Inspection Services | • Field Measurements | • Commissioning                 | • Decommissioning                        |
| • WTIA                        | • Drafting           | • Operator Training             | • Demolition                             |
| • Welding Supervision         |                      |                                 |  |

# Facility Workshop and Office

Our well-equipped fabrication and machining workshop is situated in Mount Gambier SA. Whilst we provide services nationwide we are perfectly positioned to service the engineering needs of the South-East of South Australia and Western Victoria area. We have the capacity to carry out an extremely broad range of manufacturing processes within our own premises, minimising the need for third party vendors ensuring complete project management with optimal time and cost efficiency for our customers. Our exciting new workshop is a state-of-the-art facility, featuring a modern 2040m<sup>2</sup> workshop with separate machining/fitting and fabrication areas and two 10T overhead gantry cranes with 7 metres of head clearance. Adjacent we have a 250m<sup>2</sup> office complex, all set on a 13,605m<sup>2</sup> block ensuring we have adequate storage area for all works in progress including major projects.

*"Servicing Areas Locally and Nationwide!"*

## FURTHER EXPANSION

Whitty Engineering's next stage of development will be to expand the production facility to provide additional floor space for increased productivity and employment. The proposed expansion is expected to provide more efficient processing and costs savings for both the business and customers alike.

## Specialising in...

*Galvanised Steel*

*Chrome Shaft*

*Acrylics*

*Stainless Steel*

*Cylinder Tubes*

*Timber*

*Mild Steel*

*Bronze*

*Heavy Earthmoving*

*Bisalloy*

*Pulp and Paper*

*Food and Wine*

*Aluminium*

*Agriculture*

*Forestry*



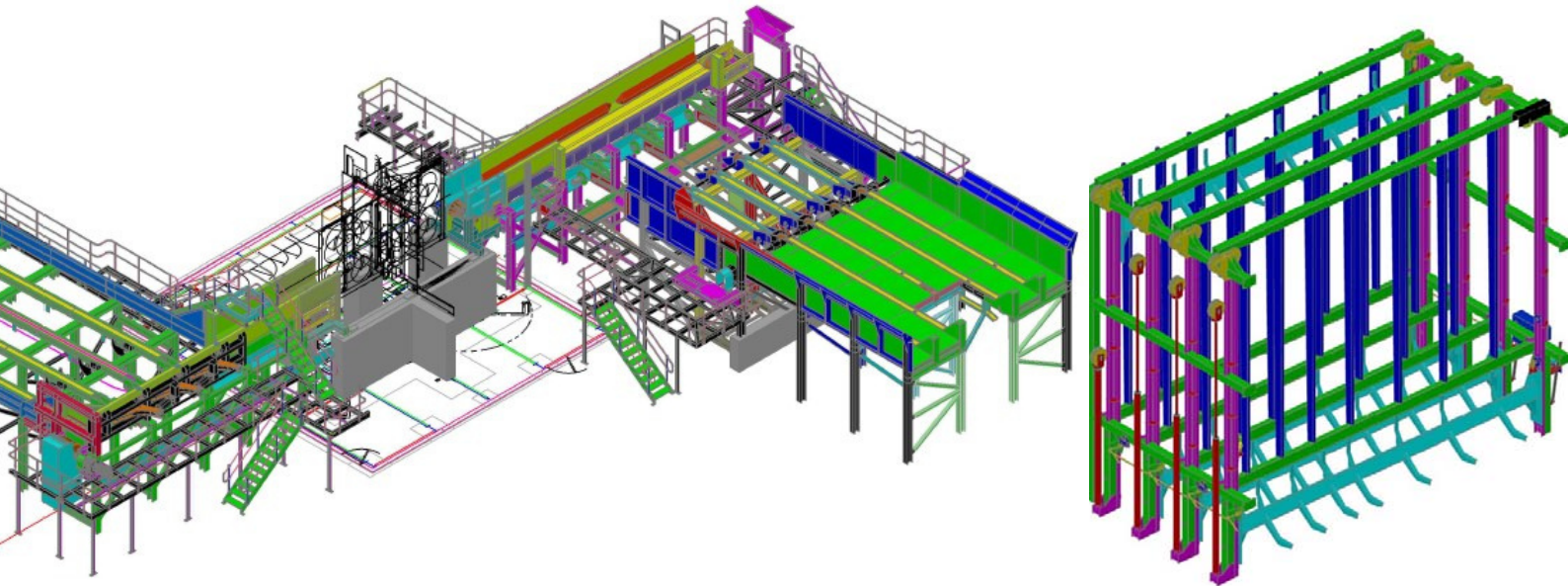


# Engineering Design and Drafting

Whitty Engineering Pty Ltd has up to date computer aided design and drafting capabilities, allowing us to generate highly accurate **2D and 3D drawings**. This method of design ensures that all components will be accurately installed “on site” preventing costly delays. Our **CAD capabilities** also allow us to produce computer generated templates for the precision profile cutting of a wide range of steel grades, aluminium and plastics.

Whitty Engineering has a highly skilled engineering team of engineers and designers industry across all disciplines using specialized software including **3D CAD, INVENTOR, FEA analysis and helix conveyor belt design**. We are well positioned to provide innovative and time tested solutions to problems.

Whitty Engineering has a vast array of equipment on hand which ensures that we are able to deliver quality services and equipment to our customers.



## Conceptual Design



## Project Services

Whitty Engineering has highly capable team members with extensive experience in project management and implementation poised to assist your business with engineering solutions and support. Our growing success has been driven by our philosophy that your project is completed safely, on time, on budget, and to your satisfaction.

Whitty engineering recognises that the accomplishment of any project is dependent on the professional management, planning, skilled labour, tools and equipment allocated to the task and the timely delivery of material and services for the project.

Utilising the latest project management software and working closely with you the client, throughout the entire project process, we are well suited to the project management of highly complex site projects and installation works. Whether it be the installation of equipment designed and manufactured by us or equipment manufactured by others our team of installation professionals can guarantee the success of your next project.

### From small to major installations, some of our completed projects include:

Timberlink Australia - Tarpeena SA Stacker transfer	2020	Project Value \$1,245,000
Timberlink Australia - Tarpeena SA 2 Rotary screens, 2 Star feeders	2020	Project Value \$540,000
One Forty One Wood Products - Mt Gambier SA Steam ducting pipework	2019	Project Value \$985,000
One Forty One Wood Products - Mt Gambier SA 61 Bin sorter and stacker	2019	Project Value \$5,080,000
Carter Holt Harvey Wood Products - Mt Gambier SA Lakeside Planner Mill dismantle	2019	Project Value \$775,000
Australian Bluegum Plantations - Portland VIC Softwood unloading area	2018	Project Value \$850,000
Australian Bluegum Plantations - Portland VIC Softwood reclaim system	2017	Project Value \$1,500,000
AKD Softwoods - Portland VIC Sawdust Conveyors	2017	Project Value \$530,000
Carter Holt Harvey Wood Products - Mt Gambier SA Debarker	2017	Project Value \$1,500,000



## Site Installations

With the leadership and support from our project team here at Whitty Engineering, we have approximately 60 people available to carry out site installations, handling of equipment, and highly capable of completing jobs on site.

We also have the site capacity to handle larger projects with our vast array of mobile equipment.

Whitty Engineering's team of qualified tradesman, engineers, fitters and machinists are competent in many tasks including:

- Precision machining and fabrication
- Manufacture, assemble, maintain, install and repair machines and machinery
- Hydraulic hose repair, testing and maintenance
- Shrink-fit parts using applied heat, liquid nitrogen freezing and hydraulic presses
- Manufacture, repair and fault find hydraulic and pneumatic equipment
- Pneumatic/hydraulic design, build and installation projects
- Testing and manufacturing equipment
- Manufacture, repair and maintenance of powered equipment gearboxes

## Mobile Equipment Available

- Semi with Drop Deck Trailer
- 10T Iveco Flatbed Truck
- Franna 16 Tonne Mobile Crane
- 1 4x4 Tray Top with Mobile Generator and Welding Equipment
- 1 4x4 Toyota Hilux Single Cab
- 2 x 20ft Site Containers Kitted Out With Basic Workshop And Store Facilities
- 2 x Site Trailers
- Portable Line Boring and Welding Machine
- 3 x Portable Key Cutters
- 2 x Forklifts: Up to 2.5 Tonne Capacity
- 5 x Tray Top Vehicles





## Fabrication

Whitty Engineering's brand new manufacturing facility houses large machinery and equipment such as two 10 tonne gantry cranes, Welding stations, Cast in beams to allow fabrication of large frames from a concrete foundation, along with mobile plant and equipment. Whitty Engineering has a number of multi skilled tradesman with capabilities of folding, rolling, cropping, profile cutting and more.

## Fabrication And Welding Capabilities

### WELDING TYPES

- Arc welding
- MIG
- Oxy acetylene
- TIG

### CUTTING CAPABILITIES

- Portable Plasma Cutter
- Oxy Flame Pipe Cutter
- Profile Cutter 3.2 x 17 m
- Thermal Lance
- Carbon Arc

### FACTORY

- Serviced By Eilbeck - 2 x 10 Tonne Overhead Travelling Crane
- 16 Tonne Franna Crane
- Large Yard For Storage

### OUR EQUIPMENT INCLUDES

- Bandsaws
- Cold Saw
- Cropper
- Extensive Range Of Hand And Power Tools
- Folder
- Guillotine
- 1 Diesel Welder Generator
- Lincoln 450 A Power Supplied and LN25 For Site
- MIG Welders x 10
- Pittsburg Machine
- Plate Roller x 2
- Press - 100 Tonne Hydraulic Plate Press
- Pulse MIG
- Pulse TIG
- Stress Relieving Technology



## Machine Shop

Whitty Engineering caters to a broad spectrum of customers' needs and provides a strong manufacturing base for all types of machining from those small intricate jobs to large industrial **multi million-dollar projects**.

We have the capabilities to carry out turning, boring, CNC milling (4-axis), slotting, drilling tapping, surface grinding and finishing.

Whitty Engineering also has a strong range of mobile equipment including portable keyway cutters, line boring and laser aligning equipment.

## Machinery Capabilities

### MILLING MACHINES

- CNC Milling Machines x 3
- Manual Milling Machine
- Portable Keyway Cutter x 3

### SURFACE GRINDER

- Surface Grinder

### BORERS

- Vertical Borer
- Portable Line Borer

### LATHES

- CNC Lathes x 3
- Manual Lathes x 4
- Pipe Thread up to 4" x 2

### DRILLS

- Pedestal Drill Press x 2
- D1460 Large Radial Drill Press

### LASER ALIGNMENT

- Easy-Laser E710 Alignment System





WHITTY ENGINEERING  
PTY LTD

## Our Quality Commitment

Whitty Engineering is committed to satisfying our customers' needs and requirements by maintaining our products and services at the highest standard. In addition, Whitty Engineering has a fully equipped workshop facility that supports our project management service requirements.

ABN 50 130 705 181  
3-7 Pinaceae Court  
PO Box 8206  
Mount Gambier East SA 5291  
Phone: 08 87255050  
Fax: 08 87255020  
Email: [admin@whittyeng.com.au](mailto:admin@whittyeng.com.au)  
Web: [www.whittyeng.com.au](http://www.whittyeng.com.au)

